

# INTELLY BOX3

## Booster set with three inverter controlled HIGH FLOW pumps with technical room



### Characteristic

- Protection against dry running
- Overcurrent protection
- IP68 pump protection class
- Graphic display to visualize and adjust the parameters
- Alternating pump start system
- Storage of alarms for external investigation

### Materials

- Motor body and pump body in AISI 304
- Motor flanges in brass
- Brass check valves
- Motor shaft in AISI 420
- Diffusers and impellers in Noryl (1204 – 1505 – 2006)
- Intake and delivery manifold in AISI 304
- Pump support base in AISI 304
- Plastic flow sensor

### Description

INTELLY BOX3 booster set with inverter technology, assembled inside the technical room in fixed position, it is built with three pumps that send flow to a common collector.

THRINTELLY booster set with inverter technology, built with three pumps that send flow to a common collector. Each pump has integrated the INTELLY system and communicates each other thanks to a special connection. The THRINTELLY booster set is mainly used to increase the performance compared to a single pump, it ensures continuity of operation in case of a pump failure and distributes the maximum power. It also allows to keep the constant pressure in the installation, reducing the pendulum phenomena typical of pressure switch systems. However, a correct design and construction system cannot regardless of the installation of a hydroaccumulation tank membrane (not included in the supply) having purpose of damping small withdrawals from the system. The start and stop in controlled ramp of engine laps avoids water hammers. It's not necessary the qualified personnel due to the easy programming.

### Applications

- Water pressurization
- Residential, commercial buildings
- Hotel facilities
- Industrial systems
- Hospitals

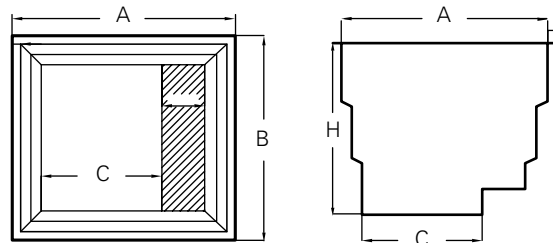
Pumped liquid:

Clean water without any abrasive or suspended solids

Liquid temperature +2°C ÷ +40°C

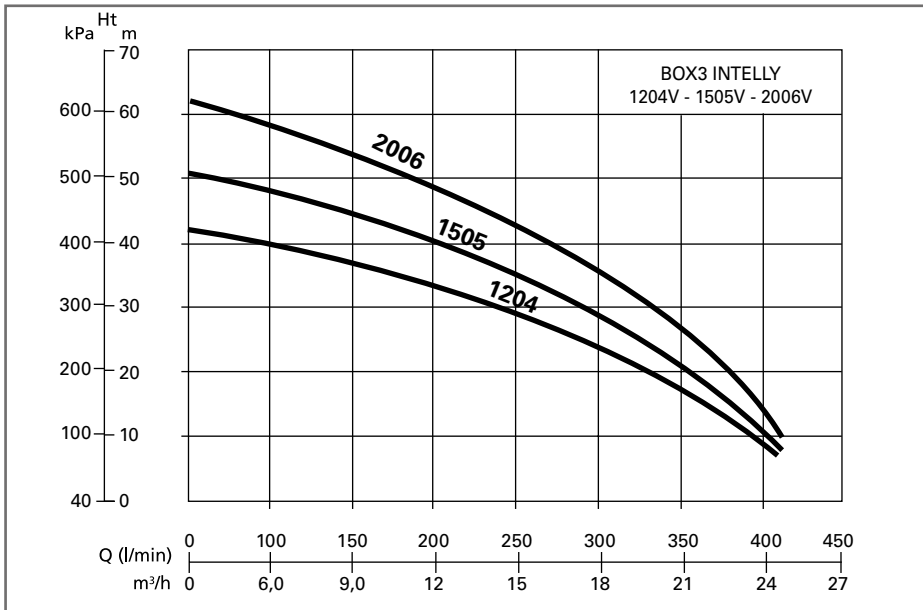
Air temperature Max +45°C

Ignition pressure calibration (to be set)



Code	P <sub>2</sub> Nom.		Stages	Q (l/m) FLOW							Dimensions mm						Weight Kg
	kW	Hp		0	60	100	140	200	240	290	A	B	C	H	DNM	DNA	
				Total Hm in CA													
INTELLY BOX3 1204V	0,90 x 3	1,2 x 3	4	43	38	34	30	24	16	6	1200	109	700	906	2"	2"	170
INTELLY BOX3 1505V	1,10 x 3	1,5 x 3	5	51	46	43	38	30	21	9	1200	109	700	906	2"	2"	180
INTELLY BOX3 2006V	1,50 x 3	2,0 x 3	6	62	55	51	45	34	24	10	1200	109	700	906	2"	2"	185

## Curves and performance $\eta = 2900$ 1/min



Prefabricated technical room for the group positioning. Studied to avoid the construction of masonry technical rooms and reduce costs for the installation of booster sets. It is built with a strong structure and a fibreglass cover. This is green with a single opening and the surface is walkable and skid-proof (UNI EN 13451-01-2011 Certification).



*INTELLY Control Panel  
With fast connector*



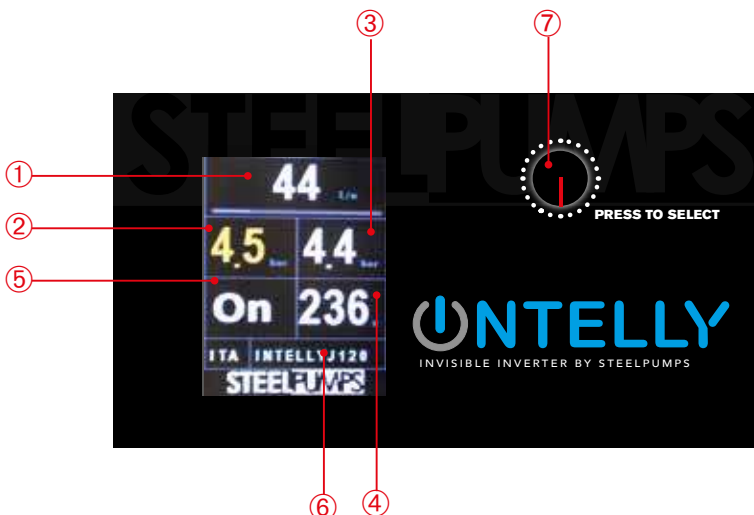
*Technopolymer impeller*



*Stainless steel expansion tank*



*Electronic board*



- 1 - Flow detected
- 2 - Pressure detected
- 3 - Set pressure (Fail Safe)
- 4 - Supply voltage
- 5 - Pump status
- 6 - Pump model
- 7 - Programming button

