

THRINTELLY V

Electronic booster set with three inverter controlled pumps HIGH FLOW



Characteristic

- Protection against dry running
- Overcurrent protection
- IP68 pump protection class
- Graphical display to visualize and adjust the parameters
- Alternating pump start system
- Storage of alarms for external investigation

Materials

- Motor body and pump body in AISI 304
- Motor flanges in brass
- Brass check valves
- Motor shaft in AISI 420
- Diffusers and impellers in Noryl (1204 – 1505 – 2006)
- Intake and delivery manifold in AISI 304
- Pump support base in AISI 304
- Plastic flow sensor

Description

THRINTELLY booster set with inverter technology, built with three pumps that send flow to a common collector. Each pump has integrated the INTELLY system and communicates each other thanks to a special connection. The THRINTELLY booster set is mainly used to increase the performance compared to a single pump, it ensures continuity of operation in case of a pump failure and distributes the maximum power. It also allows to keep the constant pressure in the installation, reducing the pendulum phenomena typical of pressure switch systems. However, a correct design and construction system cannot regardless of the installation of a hydroaccumulation tank membrane (not included in the supply) having purpose of damping small withdrawals from the system. The start and stop in controlled ramp of engine laps avoids water hammers. It's not necessary the qualified personnel due to the easy programming.

Applications

- Water pressurization
- Residential, commercial buildings
- Hotel facilities
- Industrial systems
- Hospitals

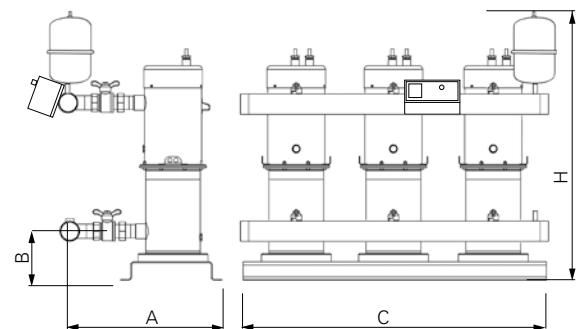
Pumped liquid:

Clean water without any abrasive or suspended solids

Liquid temperature +2°C ÷ +40°C

Air temperature Max +45°C

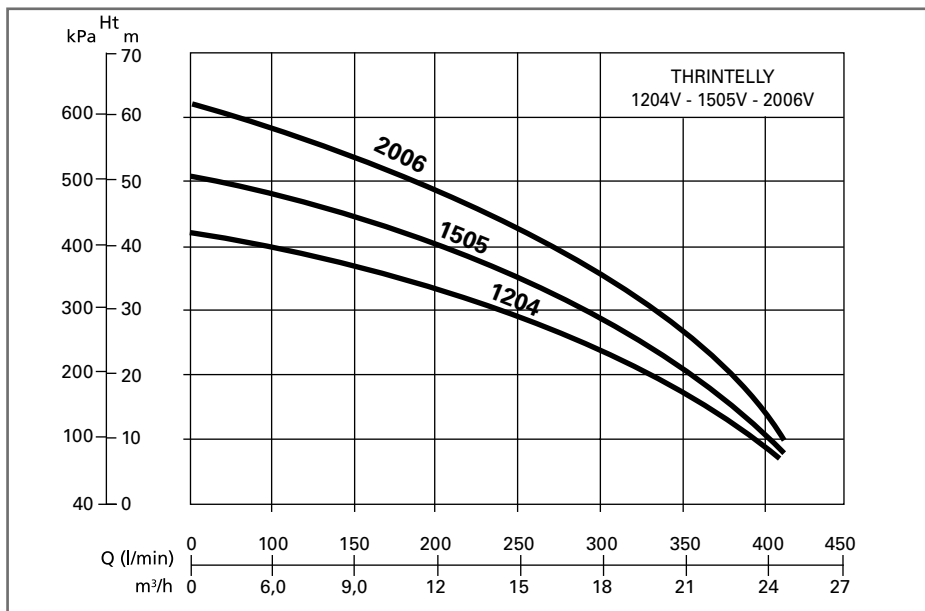
Ignition pressure calibration (to be set)



Code	P ₂ Nom.		Stages	Q (l/m) FLOW							Dimensions mm					Weight Kg	
	kW	Hp		0	90	150	210	300	360	435	A	B	C	H	DNM		DNA
				Total Hm in CA													
THRINTELLY 1204V	0,90 x 3	1,2 x 3	4	43	38	34	30	24	16	6	480	110	950	660	2"	2"	100
THRINTELLY 1505V	1,10 x 3	1,5 x 3	5	51	46	43	38	30	21	9	480	110	950	890	2"	2"	110
THRINTELLY 2006V	1,50 x 3	2,0 x 3	6	62	55	51	45	34	25	10	480	110	950	890	2"	2"	115



Curves and performance $\eta = 2900 \text{ 1/min}$



INTELLY Control Panel
With fast connector



Technopolymer impeller



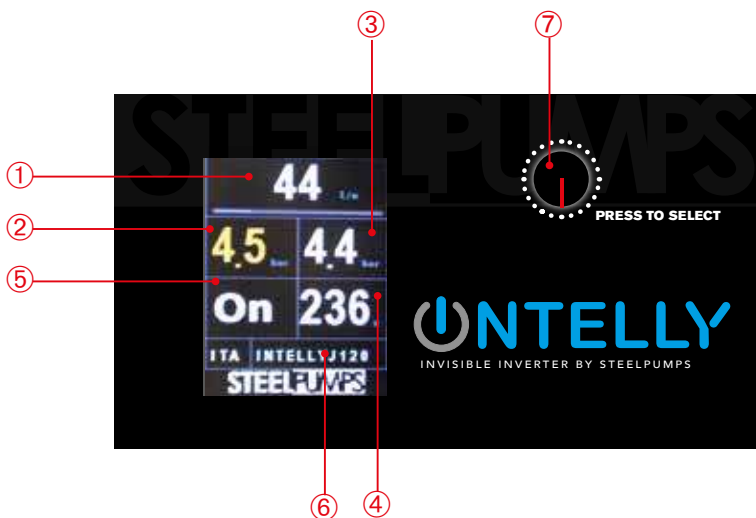
Brass motor support



Stainless steel expansion tank



Electronic board



- 1 - Flow detected
- 2 - Pressure detected
- 3 - Set pressure (Fail Safe)
- 4 - Supply voltage
- 5 - Pump status
- 6 - Pump model
- 7 - Programming button

